

PLASTIC COLD CUPS

FOODSERVICE



Graphic
Packaging
INTERNATIONAL



Clear plastic cups and lids are perfect for featuring all kinds of beverages, from sodas to smoothies, while showcasing your brand. These cups can be custom-printed*, and multiple lid styles are available to complement your beverage of choice.

*Plastic Cups are available in clear plastic via JavaStock.com only; all other product availability must be custom-printed.

PLASTIC COLD CUPS PETE

PMRK-10

10oz CLEAR PLASTIC COLD CUP

Case/Sleeve Qty: 1000/50

Case Weight: 21.8 lbs

Case Cube: 2.09

Case Dimensions:

16.63x13.44x16.13

Ti/Hi: 8x6

Lids: LCRSA-10

PMRK-12

12oz CLEAR PLASTIC COLD CUP

Case/Sleeve Qty: 1000/50

Case Weight: 30.9 lbs

Case Cube: 2.97

Case Dimensions:

20.06x16.19x15.81

Ti/Hi: 6x5

Lids: LPRSA-24, LPRDL-24, LPRDOL-24

PMRK-16

16oz CLEAR PLASTIC COLD CUP

Case/Sleeve Qty: 1000/50

Case Weight: 35.1 lbs

Case Cube: 4.05

Case Dimensions:

20.00x16.13x21.69

Ti/Hi: 6x4

Lids: LPRSA-24, LPRDL-24, LPRDOL-24

PMRK-20

20oz CLEAR PLASTIC COLD CUP

Case/Sleeve Qty: 1000/50

Case Weight: 44.1 lbs

Case Cube: 3.93

Case Dimensions:

19.13x15.25x23.25

Ti/Hi: 6x4

Lids: LPRSA-24, LPRDL-24, LPRDOL-24

PMRK-24

24oz CLEAR PLASTIC COLD CUP

Case/Sleeve Qty: 600/50

Case Weight: 26.8 lbs

Case Cube: 2.62

Case Dimensions:

16.13x12.25x22.94

Ti/Hi: 10x4

Lids: LPRSA-24, LPRDL-24, LPRDOL-24



PLASTIC COLD CUPS POLYPROPYLENE

PTRPC-30

30oz PLASTIC COLD CUP

Case/Sleeve Qty: 600/40

Case Weight: 29.3 lbs

Case Cube: 3.93

Case Dimensions:

21.25x13.13x24.38

Ti/Hi: 6x4

Lids: LCRSA-32, LCDOL-32, LCRSS-32, LCRS-32, LCRO-32, LCRDO-32, LCRSE-32, LPRSA-32, LPRDOL-32

PTRPC-32

32oz PLASTIC COLD CUP

Case/Sleeve Qty: 300/25

Case Weight: 15.4 lbs

Case Cube: 2.42

Case Dimensions:


17.13x13.00x18.75


Ti/Hi: 8x5


Lids: LCRSA-32, LCDOL-32, LCRSS-32, LCRS-32, LCRO-32, LCRDO-32, LCRSE-32, LPRSA-32, LPRDOL-32





PLASTIC COLD CUP LIDS PETE , POLYSTYRENE , AND PLA


 PETE
LCRSA-10
FLAT/CLEAR
Case/Sleeve Qty: 1000/100
Case Weight: 4.7 lbs
Case Cube: 1.09
Case Dimensions:
 17.06x7.25x15.25
Ti/Hi: 15x6
Cups: PMRK-10


 PETE
LPRSAL-24
FLAT/CLEAR
Case/Sleeve Qty: 1000/100
Case Weight: 6.6 lbs
Case Cube: 1.74
Case Dimensions:
 20.94x8.69x16.50
Ti/Hi: 9x6
Cups: PMRK-12/16/20/24


 PETE
LPRSXL-24
FLAT/CLEAR - NO BUTTONS
Case/Sleeve Qty: 1000/100
Case Weight: 8.6 lbs
Case Cube: 1.74
Case Dimensions:
 20.94x8.69x16.50
Ti/Hi: 9x6
Cups: PMRK-12/16/20/24


 PETE
LPRDL-24
DOME/CLEAR
Case/Sleeve Qty: 1000/50
Case Weight: 8.8 lbs
Case Cube: 2.58
Case Dimensions:
 20.88x16.75x12.75
Ti/Hi: 4x7
Cups: PMRK-12/16/20/24


 PETE
LPRDOL-24
DOME/CLEAR
Case/Sleeve Qty: 1000/100
Case Weight: 8.9 lbs
Case Cube: 1.78
Case Dimensions:
 20.88x8.81x16.75
Ti/Hi: 8x6
Cups: PMRK-12/16/20/24


 PETE
LPRSAL-32
FLAT/CLEAR
Case/Sleeve Qty: 600/100
Case Weight: 4.7 lbs
Case Cube: 1.13
Case Dimensions:
 13.38x9.13x16.00
Ti/Hi: 15x6
Cups: PTRPC-32, PTRPW-32


 PETE
LPRDOL-32
DOME/CLEAR
Case/Sleeve Qty: 500/100
Case Weight: 4.7 lbs
Case Cube: 1.10
Case Dimensions:
 12.63x9.38x16.00
Ti/Hi: 16x6
Cups: PTRPC-32, PTRPW-32


 PS
LCRSSL-32
FLAT/TRANSLUCENT
Case/Sleeve Qty: 600/100
Case Weight: 5.5 lbs
Case Cube: 1.13
Case Dimensions:
 13.38x9.13x16.00
Ti/Hi: 15x6
Cups: PTRPC-32, PTRPW-32

 PS
LCRS-32
FLAT/TRANSLUCENT
Case/Sleeve Qty: 1000/100
Case Weight: 8.6 lbs
Case Cube: 2.24
Case Dimensions:
 21.63x19.56x9.13
Ti/Hi: 4x10
Cups: PTRPC-32, PTRPW-32

 PETE
LCRDO-32
SMALL DOME/CLEAR
Case/Sleeve Qty: 1000/100
Case Weight: 15.5 lbs
Case Cube: 2.40
Case Dimensions:
 21.81x20.13x9.44
Ti/Hi: 4x10
Cups: PTRPC-32, PTRPW-32

 PETE
LCRO-32
LARGE DOME/CLEAR
Case/Sleeve Qty: 1000/100
Case Weight: 14.4 lbs
Case Cube: 2.37
Case Dimensions:
 21.81x20.00x9.38
Ti/Hi: 4x10
Cups: PTRPC-32, PTRPW-32

 PETE
LCRSAL-32
FLAT/CLEAR
Case/Sleeve Qty: 1000/100
Case Weight: 7.6 lbs
Case Cube: 1.84
Case Dimensions:
 21.81x9.13x16.00
Ti/Hi: 9x6
Cups: PTRPC-32, PTRPW-32

 PLA
LCRSE-32
FLAT/CLEAR
Case/Sleeve Qty: 1000/100
Case Weight: 8.6 lbs
Case Cube: 2.24
Case Dimensions:
 21.63x19.56x9.13
Ti/Hi: 4x10
Cups: PTRPC-32, PTRPW-32



Flat/Clear



Dome/Clear



Flat/Translucent

PLASTIC CAR COLD CUPS POLYPROPYLENE



PTRPW-32

32oz CAR COLD CUP

Case/Sleeve Qty: 300/25

Case Weight: 15.5 lbs

Case Cube: 2.42

Case Dimensions:

17.13x13.00x18.75

Ti/Hi: 8x5

Lids: LCRS-32, LCRO-32, LCRDO-32, LCRSAL-32, LCRSE-32, LCRSSL-32, LPRDOL-32

PTRPT-44

44oz CAR COLD CUP

Case/Sleeve Qty: 300/30

Case Weight: 20.9 lbs

Case Cube: 2.78

Case Dimensions:

23.31x9.67x21.25

Ti/Hi: 8x4

Lids: LCTS-44, LCTSL-44



CAR COLD CUP LIDS POLYSTYRENE



LCTS-44

FLAT/TRANSLUCENT

Case/Sleeve Qty: 1000/100

Case Weight: 9.7 lbs

Case Cube: 2.49

Case Dimensions:

23.38x18.50x9.94

Ti/Hi: 4x10

Cups: PTRPT-44

LCTSL-44

FLAT/TRANSLUCENT/LOCK N' GO®

Case/Sleeve Qty: 1500/100

Case Weight: 14.6 lbs

Case Cube: 4.24

Case Dimensions:

23.38x14.25x22.00

Ti/Hi: 6x4

Cups: PTRPT-44



Flat/Translucent



Flat/Translucent/Lock N'
Go®

Graphic Packaging International

800.537.4141

www.graphicpkg.com

©2020 Graphic Packaging International. All rights reserved. Printed in USA. 09/2020
Lock N' Go is a registered trademark of Graphic Packaging International.
SFI marks are registered marks owned by Sustainable Forestry Initiative Inc.



SUSTAINABLE
FORESTRY
INITIATIVE
SFI-00068