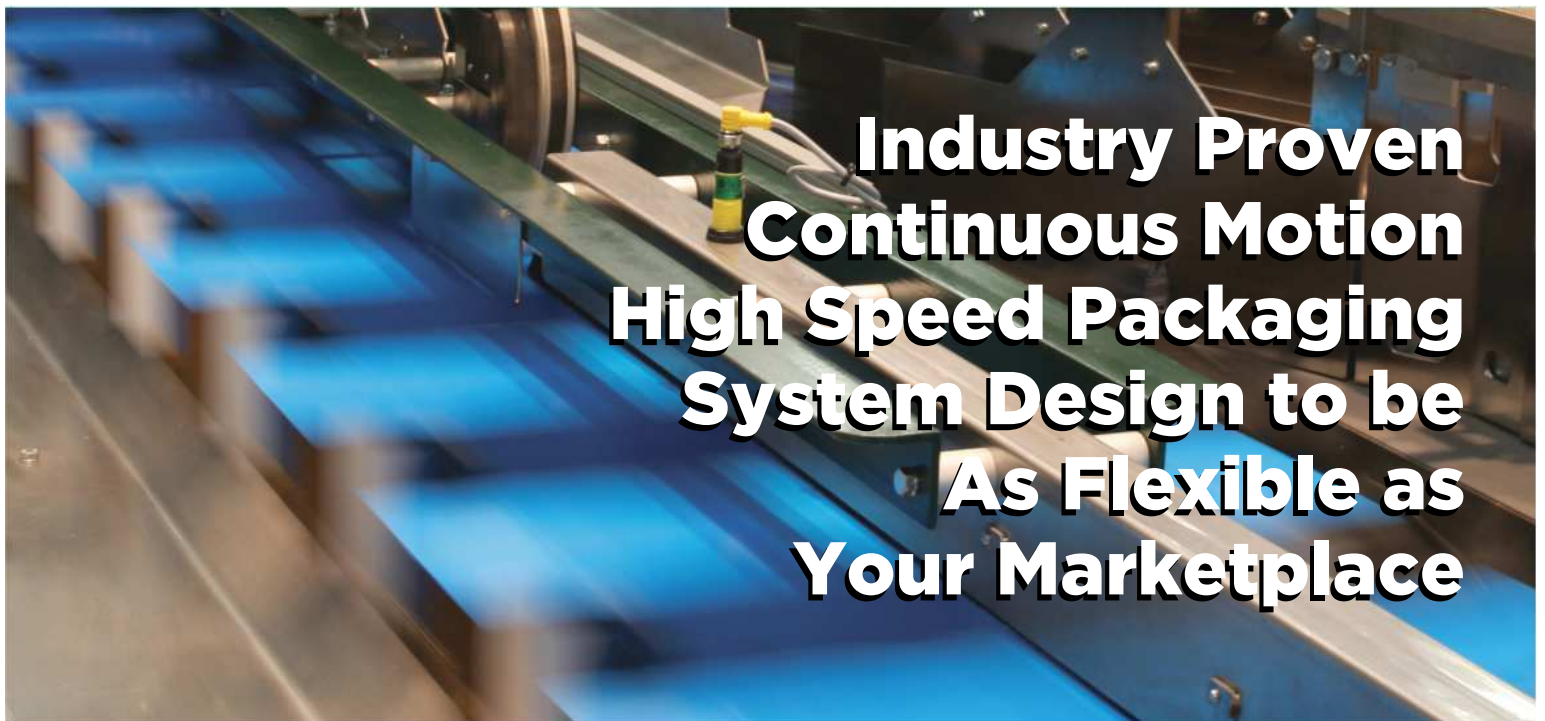



# QUIKFLEX™ 2100 G3-W



# QUIKFLEX™ 2100 G3-W

Cans | Bottles | PET

The QuikFlex™ 2100G3-W for fully-enclosed packaging is an industry-proven packaging system for a wide range of pack styles and configurations, offering the flexibility to work with multi-diameter/multi-height, cans, bottles and, PET. This machine features our latest technology and innovation for the highest speed requirements on new or existing product lines.

## Machinery Highlights

### Machine and Package Flexibility

The QuikFlex™ 2100G3-W packages beverage and food cans and glass and PET bottles in a wide range of product sizes, pack configurations and package styles.

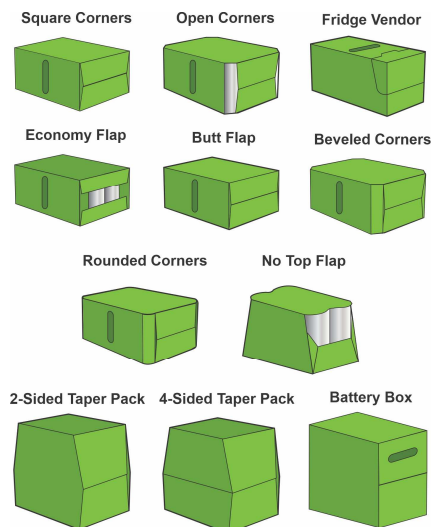
### No Tool Changeover

Our tool-less changeover technology is quick, simple and repeatable; eliminating time-consuming fine tuning. GPI's IQ Tablet with Changeover Checklist and Video Help enable proven changeover times of 15-30 minutes depending on the change required.

### Functional Design, Easy Access Construction

- Heavy-Duty tubular steel frame with corrosion-resistant coatings and materials.
- Full height, clear visibility, and sliding guard doors provide easy walk-in access to the machine.

### Carton Styles



### Machine Features (Standard)

- GPI IQ Tablet - technical & parts manuals, 3D part viewer & changeover checklist
- Runs multi-diameter/height products
- Narrow pack 2x2 53mm capability
- No-tool, quick and repeatable changeovers
- Right or left hand carton loading and controls
- Auto prime and clean-out features
- Walk-in frame
- Text fault display
- 2.5 meter carton magazine
- Ergonomic waist-high carton loading
- Market proven segment wheel feeder
- High volume air assist carton opening
- Wedge metering for smooth product infeed
- Powered overhead
- Advanced touchscreen interface

### Machine Features (Optional)

- Additional 3 meter extended carton magazine
- Change parts for additional product and or package formats
- Custom skirting
- Tankless hot melt glue system
- Coder mounting brackets
- Integrated turner divider (with or without reject)
- Auto Decaser

### Predictive Maintenance Program (PMP):

Let GPI manage your machine maintenance with our market-proven PMP program.

### Specifications

#### High Speed

Bottle operation at speeds up to:

Pitch	Line	Surge
6.25"	200ppm	240ppm
12.5"	160ppm	180ppm

Can operation at speeds up to:

Pitch	Line	Surge
6.25"	250ppm	300ppm
12.5"	200ppm	220ppm

(ppm = packs per minute)

#### Package Configuration

4,6,8,9,10,12,14,15,16,18,20,21,24,28 & 32

Range dependent on primary container diameters

#### Primary Container Size Ranges

Diameter: 2.1" (53mm) to 3" (76mm)

Height: 3.4" (86mm) to 9.75" (247 mm)

#### Frame Dimensions

32'-10" long, 8'-0" wide, 7'-4" high (10m x 2.44m x 2.23m)

#### Machine Weight

Approx. 26,000lbs (9,979 kg)

#### Electrical

Machine: 460 VAC, 60 Hz, 60A  
Gluer: 30A

#### Air Requirements

65 PSI (4.5 Bar)  
20 SCFM

#### Lubrication

Automatic oiler  
Sealed bearings

#### Hot Melt

To customer specification

#### Machine Footprint

